



# HomeWorks® QS

Keypad Design & Style Ordering Guide





## Table of Contents

HomeWorks® QS Keypads	2
Keypad aesthetic styles	3
GRAFIK T™	8
Palladiom™	10
Architectural seeTouch®	12
Designer seeTouch	14
International seeTouch	16
RF seeTouch Tabletop	18
Signature Series™	20
Architrave™	22
Dynamic Keypad	24
Custom controls	26
Engraving options	28







## HomeWorks® QS Keypads

- **flexible wall-mounted and tabletop designs** allow for customized button configurations that meet the individual needs of each homeowner
- **minimize wall clutter** by eliminating the need for several switches, while maximizing the number of possible functions
- **available in a variety of colors and metal finishes;** keypads can become design elements that blend in or provide a striking contrast

## GRAFIK T™ RF C•L® Hybrid Keypad

The GRAFIK T RF C•L hybrid keypad provides local zone dimming and scene-based control.


- broad compatibility with many LED loads
- available in 2, 4, 5, and 6 button configurations
- backlit, engraved text
- Dynamic Backlight Management™ makes engraving easy to read in any light
- available in Architectural matte, Architectural metal\*, and glass

## Palladiom™ Keypads

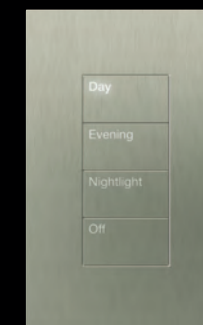
Control lights, shades, and temperature with the sleek, minimalist design of Palladiom.

- Dynamic Backlight Management makes buttons easy to read in any light
- unique mounting options for tile surfaces, millwork, or furniture
- surface or standard wallbox mount
- flush front panel for Wall-Smart® installations
- consistent button opening size makes multi-gang faceplates simple to order
- buttons are flush with faceplate and are made of the same material for a clean look
- adjustable (by button press) backlighting
- matching accessories
- available in Architectural matte, Architectural metal\*, and glass

\* Only available in select metal finishes (BB, SB, BC, SC, BN, SN)  
Wall-Smart is a trademark of Wall-Smart Ltd., registered in the U.S.



GRAFIK T



Palladiom

Controls are not shown actual size.

## Architectural seeTouch® Keypad

These seeTouch keypads coordinate with Nova T★® wallplates.

- available in glass, Architectural matte, and metal finishes
- square corners, beveled edges
- coordinating accessories
- for use with wired and wireless systems

## Designer seeTouch Keypad

These seeTouch keypads coordinate with Claro® and Satin Colors® wallplates and accessories.

- available in glass, Designer gloss, and Satin Colors (matte) finishes
- rounded corners, squared edges
- all products use standard designer-style opening
- for use with wired and wireless systems

## International seeTouch Keypad


International seeTouch offers flexible button configurations and more room for scenes and settings.

- available in many colors and finishes, including custom metals, glass, and color-matching
- two columns of buttons provide functional and cognitive organization in a compact design
- square corners, beveled edges
- uses international backbox (available for order)
- available in U.S. and international markets
- for use with wired systems

## RF Tabletop seeTouch Keypad

The seeTouch tabletop keypad is the portable extension to a lighting control system, allowing the homeowner to keep it within reach for the ultimate convenience.

- perfect for bedside and countertop locations
- available in 5-button, 10-button, or 15-button configurations
- multiple columns of buttons provide functional and cognitive organization
- faceplates are available in Snow (SW), Midnight (MN), and metal finishes
- for use with wireless systems



Architectural seeTouch



Designer seeTouch



International seeTouch



RF seeTouch Tabletop

Controls are not shown actual size.



## Signature Series™ Keypad

Signature Series keypads offer a slim, elegant solution for wall-mounted keypads.

- available in many button configurations
- square corners, beveled edges
- large, backlit buttons add a unique and elegant look
- for use with wired systems

## Architrave™ Keypad

The Architrave style keypad fits where other keypads won't, including door jambs and other millwork.

- available in door narrow and door wide models
- square corners, beveled edges
- small LEDs beside each button indicate the status of the scene or lighting zone
- for use with wired systems

## Dynamic Keypad

Dynamic keypads provide the functionality of multiple Lutron keypads in an easy-to-navigate, intuitive arrangement.

- available in gloss Black and White finishes
- rounded corners, squared edges
- uses custom mounting frame (included)
- for use with wired and wireless systems



Signature Series



Architrave



Dynamic Keypad

Controls are not shown actual size.

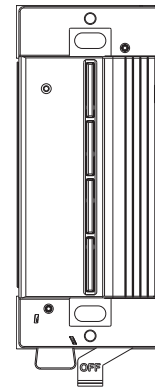




## 1 Order control

HQRT-GH \_\_\_\_\_ B (hybrid keypad)  
model

- Engraving is done directly on faceplate.
- Engraved faceplates are purchased separately (single- and multi-gang).



Example:  
HQRT-GH4B

## 2 Order engraved faceplate

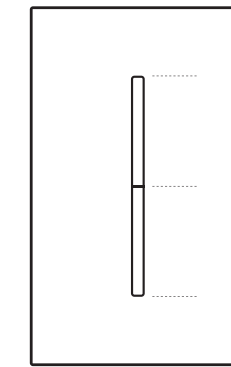
LWT - \_\_\_\_\_ - \_\_\_\_\_ - E  
gang color

- Multi-gang faceplates use "G" for each GRAFIK T device and "T" for each New Architectural accessory (i.e. LWT-GG-WH, LWT-GGT-WH).
- Utilize the Engraving Manager in the HomeWorks® QS software to specify and order engraving.

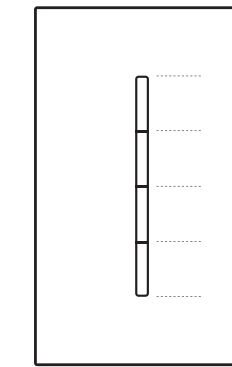


Example:  
LWT-G-SN-E

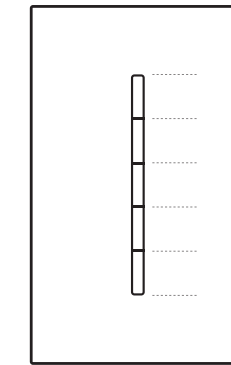
### Models



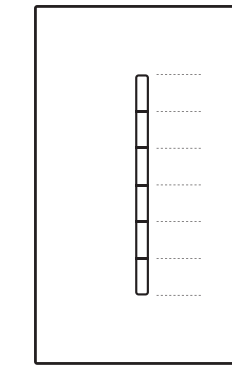
2



4



5



6

### Architectural matte finishes



White (WH)



Beige (BE)



Light Almond (LA)



Almond (AL)



Ivory (IV)



Clear Glass (CWH)



Taupe (TP)



Gray (GR)



Sienna (SI)



Brown (BR)



Black (BL)

### Architectural metal finishes




Bright Chrome (BC)




Satin Chrome (SC)



Bright Brass (BB)



Satin Brass (SB)



Bright Nickel (BN)



Satin Nickel (SN)

### Special notes on finishes and faceplates:

1. GRAFIK T keypads can only be ganged with other GRAFIK T devices or New Architectural accessories.
2. All engraved faceplates must be purchased separately, including single-gang.
3. Button configurations are not field changeable.

Color samples shown are representations only. See product samples for exact finishes.



1 Order control

HQWT - U - P \_\_\_\_\_ W - \_\_\_\_\_ (rectangular)  
model color

HQWT - S - P \_\_\_\_\_ W - \_\_\_\_\_ (square)  
model color




Example:  
HQWT-U-P4W-SN

- Single-gang faceplate included.
- Keypads ship with default engraving. Purchase includes engraving credit.

2 Redeem engraving credit for engraved button kit

PBT - \_\_\_\_\_ - \_\_\_\_\_ - E  
model color

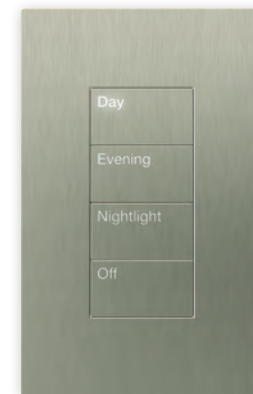


Example:  
PBT-4-SN-E

- Button material and color should match faceplate.
- Utilize the Engraving Manager in the HomeWorks® QS software to specify and order your engraving and redeem the engraving credit for an engraved button kit.

Alternate ordering method

HQWT-B - \_\_\_\_\_ W - \_\_\_\_\_ (-E) (base and buttons)  
model color optional

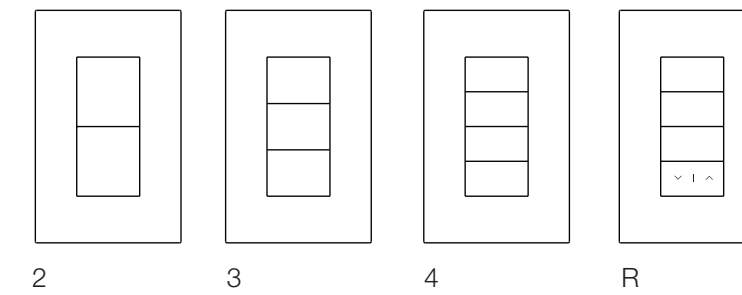


Example:  
HQWT-B-P4W-SN  
LWT-U-P-SN

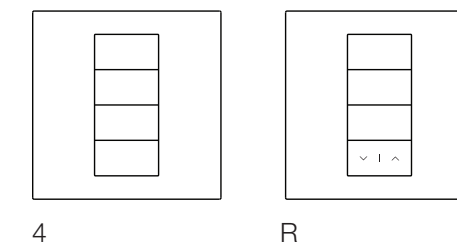
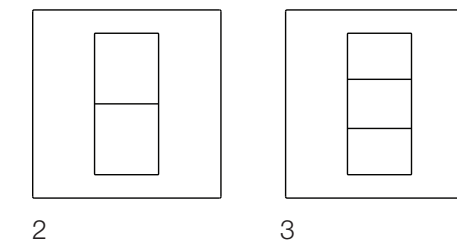
LWT - \_\_\_\_\_ - \_\_\_\_\_ - \_\_\_\_\_ (color faceplates)  
style gangs color

- Multi-gang faceplates use "P" for each position (e.g. LWT-U-PP-WH).
- Styles are "U" for U.S. style and "S" for square style.
- Base units available with engraving credit or pre-engraved (-E).
- Button and faceplate materials should match.

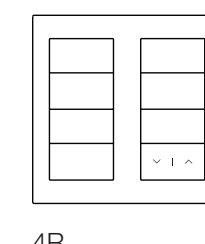
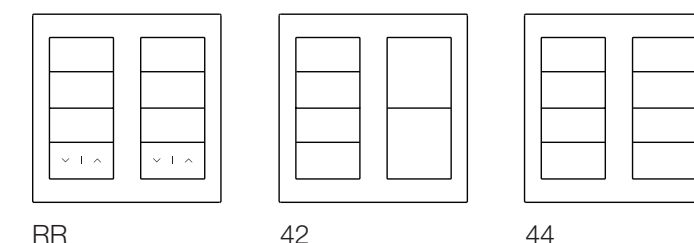
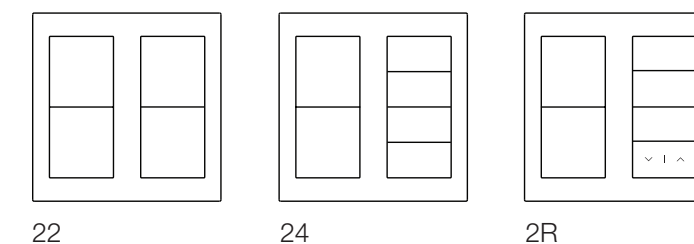
Rectangular



Square



2-Column square



Architectural matte finishes



White (WH) Beige (BE) Light Almond (LA) Almond (AL) Ivory (IV)



Taupe (TP) Gray (GR) Sienna (SI) Brown (BR) Black (BL)

Glass faceplates



Clear Glass (CWH)

Architectural metal finishes



Bright Chrome (BC) Satin Chrome (SC) Bright Brass (BB) Satin Brass (SB) Bright Nickel (BN) Satin Nickel (SN)

Special notes on finishes and faceplates:

1. Palladiom keypads can only be ganged with other Palladiom keypads or New Architectural accessories. Ganging is only available for U.S.-style keypads/accessories.
2. Order multi-gang faceplates separately. Order base unit with or without engraving credit in matching finish.
3. Button configurations are not field changeable. Swapping button configurations requires replacing base unit. Color samples shown are representations only. See product samples for exact finishes.

Order international wallboxes

EBB - 1 - RD (Quantity 1) Round plastic wallbox  
 EBB - 15 - RD (Quantity 15)



EBB - 1 - SQ (Quantity 1) Square metal wallbox  
 EBB - 15 - SQ (Quantity 15)







Architectural seeTouch



# Architectural seeTouch®

## 1 Order control

HQWA - W\_\_\_\_\_ - \_\_\_\_\_ (wired keypad)  
model ↑ color  
insert (I)  
non-insert (N)

HQRA - W\_\_\_\_\_ - \_\_\_\_\_ (RF keypad)  
model ↑ color

HQRA - H\_\_\_\_\_ - \_\_\_\_\_ (hybrid keypad)  
model ↑ color

Wired Example:  
HQWA-W5BRLN-WH

RF Example:  
HQRA-W5BRLI-WH

- Single-gang faceplate included. Multi-gang faceplates must be ordered separately.
- Keypads ship with an engraving credit as well as blank buttons for temporary use until an engraved button kit is installed.

## 2 Redeem engraving credit for engraved button kit

RKA - W\_\_\_\_\_ - \_\_\_\_\_ (wired keypad)  
model ↑ color  
insert (I)  
non-insert (N)

RKA - W\_\_\_\_\_ - \_\_\_\_\_ (RF keypad)  
model ↑ color

RKA - H\_\_\_\_\_ - \_\_\_\_\_ (hybrid keypad)  
model ↑ color

Backlit text

Backlit buttons

Example:  
RKA-5BRLN-WH-E

- Select the final button configuration and color in the HomeWorks® QS programming screen.
- The button kit will determine the color of the buttons and whether those buttons are backlit or have backlit text. See examples at right.
- Utilize the Engraving Manager in the HomeWorks QS software to specify and order your engraving and redeem the engraving credit for an engraved button kit.

## Alternate ordering method (wired keypads only)

- If engraving is known when ordering the control, you can purchase it without buttons at a lower cost (see image and models at right).

- Order the button kit with engraving for each keypad.

RKA - \_\_\_\_\_ - \_\_\_\_\_ - E  
model ↑ color

- Order faceplate separately through Lutron customer service.



Example:  
HQW-NB-NONE  
HQW-NBIR-NONE

### Non-insert

1B	2BS	3BS	3BSRL	4BS	4S
5B	5BRL	5BIR*	6B	6BRL	7B
1RLD	2RLD	3BD	3S		

### Insert

1B	2BS	3BS	3BSRL*	4BS	4S*
5B	5BRL*	5BIR†	6B	6BRL*	7B
1RLD*	2RLD*	3BD	3S		

All models available as wired and RF unless otherwise noted.  
 \*Model available as RF hybrid keypad.  
 †IR model is wired only.

### Architectural matte finishes

White (WH) White buttons Backlit buttons	Beige (BE) Beige buttons Backlit buttons	Light Almond (LA) Light Almond buttons Backlit buttons	Almond (AL) Almond buttons Backlit buttons	Ivory (IV) Ivory buttons Backlit buttons
Taupe (TP) Taupe buttons Backlit buttons	Gray (GR) Gray buttons Backlit buttons	Sienna (SI) Brown buttons Backlit text	Brown (BR) Brown buttons Backlit text	Black (BL) Black buttons Backlit text

### Glass faceplates

Clear Glass (CWH) White buttons Backlit buttons	Green Glass (GWH) White buttons Backlit buttons
---	---

### Architectural metal finishes with black buttons and backlit text

Bright Chrome (BC)	Satin Chrome (SC)	Bright Brass (BB)	Satin Brass (SB)	Antique Brass (QB)	Antique Bronze (QZ)
Bright Nickel (BN)	Satin Nickel (SN)	Black Anodized Aluminum (BLA)	Brass Anodized Aluminum (BRA)	Clear Anodized Aluminum (CLA)	

### Special notes on finishes and faceplates:


1. Insert-style keypads with metal finishes have a matte black, plastic insert.
2. Order multi-gang metal faceplates separately. Order both the control and the button kit in Black (BL).
3. Metal finishes only need to be specified once in single-gang installations. Order either:
  - (a) control with a metal finish and black button kit OR
  - (b) base unit and engraved button kit in Black (BL) and single-gang faceplate

Color samples shown are representations only. See product samples for exact finishes.





Designer seeTouch®



## Designer seeTouch®

### 1 Order control

HQWD - W\_\_\_\_\_ - \_\_\_\_\_ (wired keypad)  
model color

HQRD - W\_\_\_\_\_ - \_\_\_\_\_ (RF keypad)  
model color

HQRD - H\_\_\_\_\_ - \_\_\_\_\_ (hybrid keypad)  
model color



Example:  
HQWD-6BRL-WH

- Order Claro® or Satin Colors® faceplate separately.
- Keypads ship with blank buttons for temporary use until an engraved button kit is installed. Keypad purchase includes an engraving credit added to the purchaser's account that can be redeemed for an engraved button kit.

### 2 Redeem engraving credit for engraved button kit

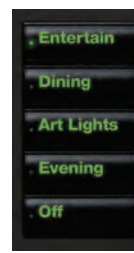
RKD - W\_\_\_\_\_ - \_\_\_\_\_ - E (wired and RF keypad)  
model color

RKD - H\_\_\_\_\_ - \_\_\_\_\_ - E (hybrid keypad)  
model color




Example:  
RKD-W5BRL-WH-E

- Select the final button configuration and color in the HomeWorks® QS programming screen.
- The button kit will determine the color of the buttons and whether those buttons are backlit or have backlit text. See examples at right.
- Utilize the Engraving Manager in the HomeWorks QS software to specify and order your engraving and redeem the engraving credit for an engraved button kit.



Backlit text



Backlit buttons

### Alternate ordering method (wired keypads only)

- If engraving is known when ordering the control, you can purchase it without buttons at a lower cost.


HQW - NB - NONE (wired base unit, no IR)

HQW - NBIR - NONE (wired base unit with IR)

- Order the button kit with engraving for each keypad.

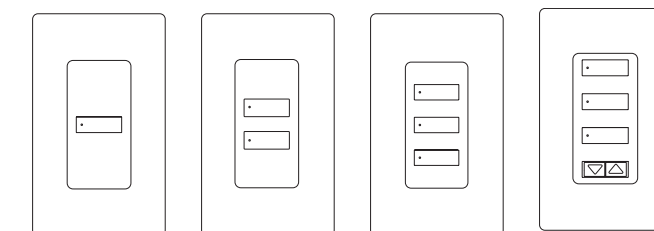
RKD - \_\_\_\_\_ - \_\_\_\_\_ - E  
model color

- Order Claro or Satin Colors faceplate separately.

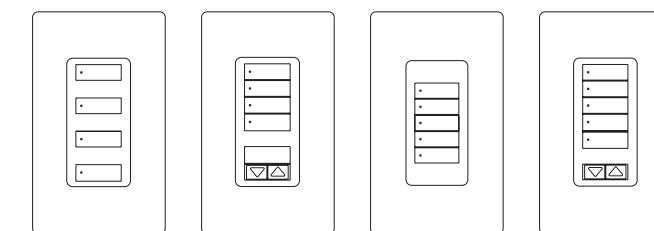


Wired:  
HQW-NB-NONE  
HQW-NBIR-NONE

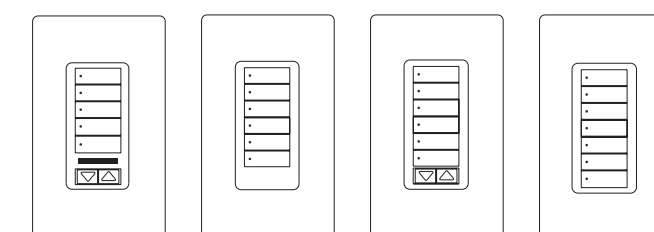
### Models



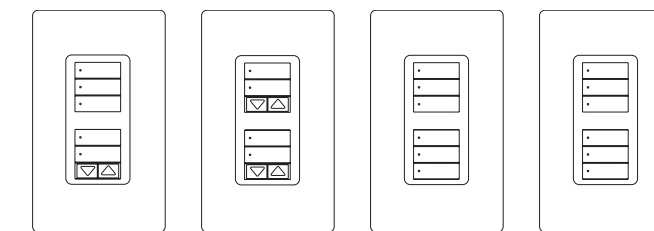
1B 2BS 3BS 3BSRL\*



4BS 4S\* 5B 5BRL\*



5BIR† 6B 6BRL\* 7B



1RLD\* 2RLD\* 3BD 3S

All models available as wired and RF unless otherwise noted.  
 \*Model available as RF hybrid keypad.  
 †IR model is wired only.

### Designer gloss finishes



**White (WH)**  
White buttons  
Backlit buttons

**Light Almond (LA)**  
Light Almond buttons  
Backlit buttons

**Almond (AL)**  
Almond buttons  
Backlit buttons

**Ivory (IV)**  
Ivory buttons  
Backlit buttons

**Gray (GR)**  
Gray buttons  
Backlit buttons

**Brown (BR)**  
Brown buttons  
Backlit text

**Black (BL)**  
Black buttons  
Backlit text

### Satin Colors matte finishes and stainless steel metal finish



**Snow (SW)**  
Snow buttons  
Backlit buttons

**Biscuit (BI)**  
Biscuit buttons  
Backlit buttons

**Eggshell (ES)**  
Eggshell buttons  
Backlit buttons

**Taupe (TP)**  
Taupe buttons  
Backlit buttons

**Palladium (PD)**  
Gray buttons  
Backlit buttons

**Sienna (SI)**  
Brown buttons  
Backlit text

**Midnight (MN)**  
Midnight buttons  
Backlit text



**Limestone (LS)**  
Gray buttons  
Backlit buttons

**Stone (ST)**  
Gray buttons  
Backlit buttons

**Desert Stone (DS)**  
Taupe buttons  
Backlit buttons

**Goldstone (GS)**  
Ivory buttons  
Backlit buttons

**Hot (HT)**  
Taupe buttons  
Backlit buttons

**Merlot (MR)**  
Taupe buttons  
Backlit buttons

**Plum (PL)**  
Taupe buttons  
Backlit buttons



**Mocha Stone (MS)**  
Taupe buttons  
Backlit buttons

**Greenbriar (GB)**  
Gray buttons  
Backlit buttons

**Terracotta (TC)**  
Taupe buttons  
Backlit buttons

**Bluestone (BG)**  
Gray buttons  
Backlit buttons

**Turquoise (TQ)**  
Gray buttons  
Backlit buttons

**Stainless Steel Wallplate (SS)**

Color samples shown are representations only. See product samples for exact finishes.





International seeTouch



## International seeTouch

### 1 Order bulk unit

HQWIS - NB - NONE  
 HQWIS - NBIR - NONE



Example:  
 HQWIS-NBIR-NONE

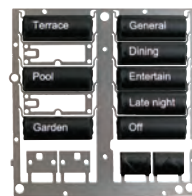
### 2 Order button/faceplate kit

HWIS - \_\_\_\_\_ - \_\_\_\_\_ - \_\_\_\_\_  
model frameless (F) color insert (I)



Example:  
 HWIS-8BRL-F-SN

SIB - \_\_\_\_\_ - \_\_\_\_\_ - E  
model color



Example:  
 SIB-8BRL-BL-E


- Select the final button configuration and color in the HomeWorks® QS software.
- The button/faceplate kit will determine the color of the buttons and whether those buttons are backlit or have backlit text. See descriptions at right.
- Custom metal finishes and color matching are available.
- Button/faceplate kit purchase includes an engraving credit added to the purchaser's account that can be redeemed for an engraved button kit.

### 3 Order engraved button kit

- Utilize the Engraving Manager in the HomeWorks QS software to specify and order your engraving and redeem the engraving credit for an engraved button kit.

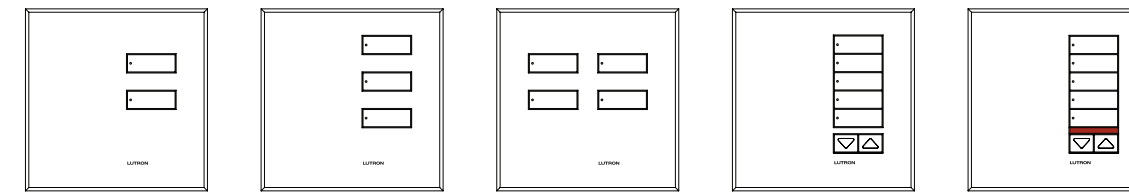


Backlit text

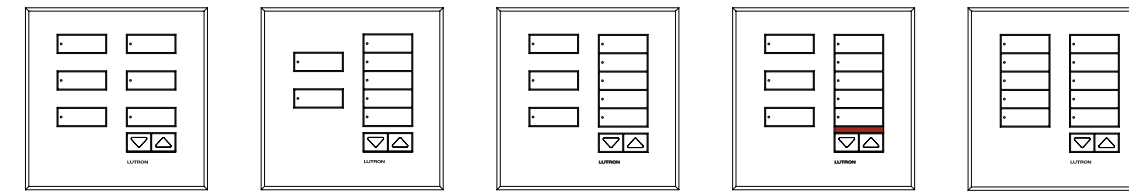


Backlit buttons

### Frameless

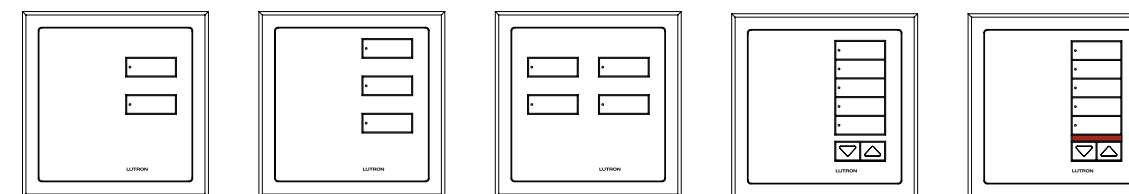


2B-F 3B-F 4B-F 5BRL-F 5BRLIR-F

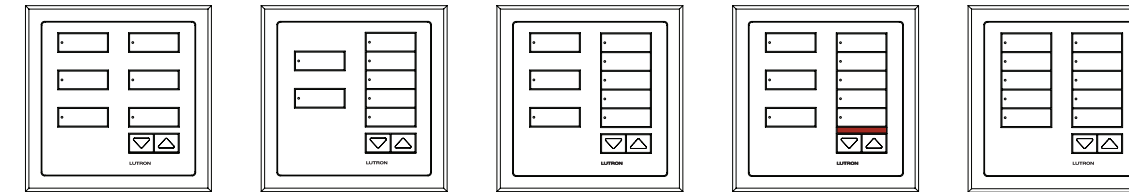


6BRL-F 7BRL-F 8BRL-F 8BRLIR-F 10BRL-F

### Framed insert



2B-I 3B-I 4B-I 5BRL-I 5BRLIR-I



6BRL-I 7BRL-I 8BRL-I 8BRLIR-I 10BRL-I

### Order international wallboxes

EBB - 1 - RD (Quantity 1) Round plastic wallbox  
 EBB - 15 - RD (Quantity 15)



EBB - 1 - SQ (Quantity 1) Square metal wallbox  
 EBB - 15 - SQ (Quantity 15)



### Architectural matte finishes



**Arctic White (AW)**  
 White buttons  
 Backlit buttons

**Mica (MC)**  
 Black buttons  
 Backlit text

**Argentum (AR)**  
 Black buttons  
 Backlit text

### Metal finishes with black buttons and backlit text



**Satin Brass (SB)**

**Satin Nickel (SN)**

**Satin Chrome (SC)**



**Bright Brass (BB)**

**Bright Nickel (BN)**

**Bright Chrome (BC)**



**Antique Brass (QB)**

**Antique Bronze (QZ)**

### Glass faceplates



**Clear Glass (CWH)**  
 White buttons  
 Backlit buttons



**Green Glass (GWH)**  
 White buttons  
 Backlit buttons

### Special Notes on International seeTouch:

1. Glass faceplate is available for frameless keypad models only.
2. All finishes are also available for Pico® wireless controls.

Color samples shown are representations only. See product samples for exact finishes.




# RF seeTouch® Tabletop

## 1 Order control

HQR -        -         
model color

- Controls are available in Snow (SW) and Midnight (MN).
- Select the button configuration and color in the HomeWorks® QS software.
- Keypads ship with blank buttons and labels for temporary use until an engraved button kit is installed. Keypad purchase includes an engraving credit added to the purchaser's account that can be redeemed for an engraved button kit.




Example:  
HQR-T10RL-MN

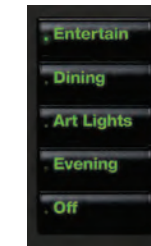
## 2 Redeem engraving credit for engraved button kit

RK -        -        - E  
model color


- The keypad model and color chosen in step 1 determines the color and configuration of the buttons and whether those buttons are backlit or have backlit text. See examples at right.
- Utilize the Engraving Manager in the HomeWorks® QS software to specify and order your engraving and redeem the engraving credit for an engraved button kit.



Example:  
RK-T10RL-MN



Backlit text



Backlit buttons

## For metal faceplates

LFK -        -        -         
model color engraving

- If a metal faceplate is desired, purchase a midnight (MN) tabletop keypad and a separate metal faceplate.
- Omit the "-E" unless engraving on the faceplate is desired.

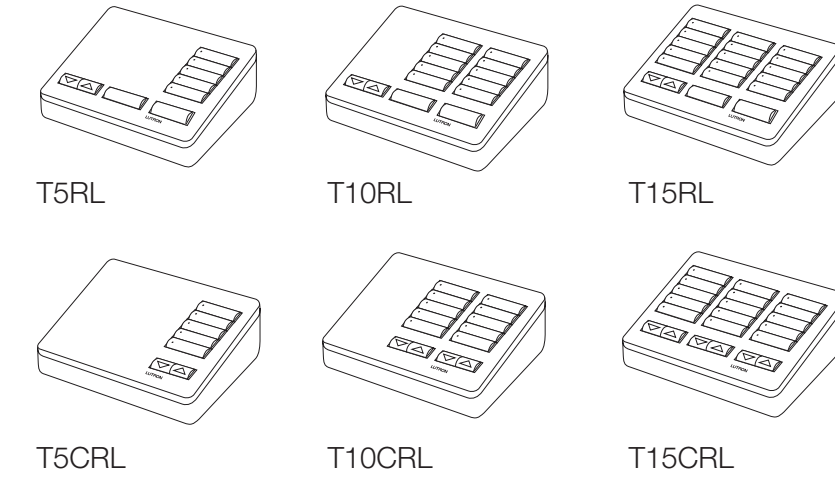


Example:  
LFK-T10RL-SN

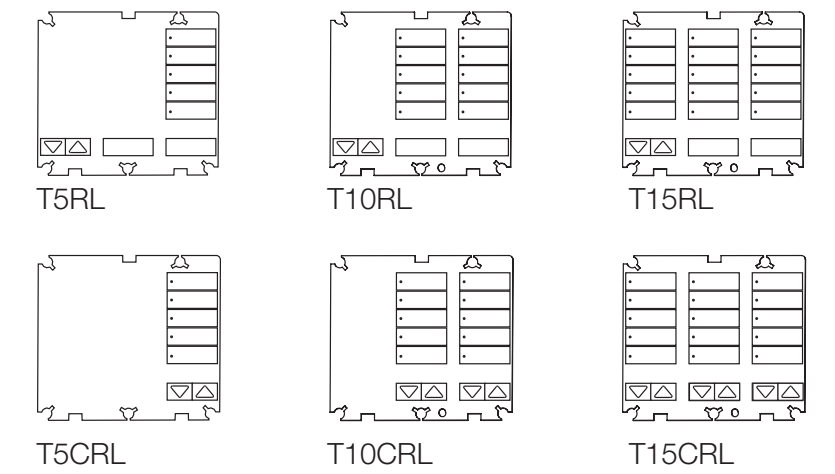
# RF seeTouch® Tabletop



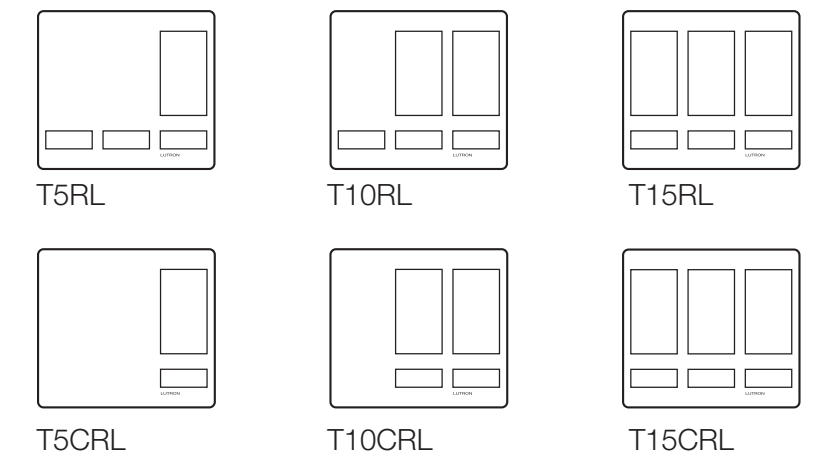
## Control models




## Button kit models



## Faceplate kit models



## Colors



## Metal faceplates with black buttons and backlit text



Color samples shown are representations only. See product samples for exact finishes.





## Signature Series™

### 1 Order base unit

HQWAS-\_\_\_\_\_ (Signature Series wired base unit)

LED color  
(B) blue LEDs  
(G) green LEDs

- Base unit ships with temporary faceplate without buttons.



Signature Series base unit  
Example: HQWAS-B

### 2 Order button/faceplate kit

LFS - W\_\_\_\_\_ - \_\_\_\_\_ (faceplate)  
model color

- Faceplate ships with blank buttons for temporary use until an engraved button kit is installed. Order engraved button kit separately.



Signature Series faceplate  
Example: LFS-W4BS-SN


### 3 Order engraved button kit

RKS - W\_\_\_\_\_ - \_\_\_\_\_ - E  
model color

- Faceplate color chosen in step 2 determines the color of the buttons and whether those buttons are backlit or have backlit text. See examples at right.
- Utilize the Engraving Manager in the HomeWorks® QS software to specify and order your engraving.
- Buttons are available in White (WH) and Black (BL).



Example: RKS-W5BRL-BL-E



Backlit text  
Black buttons (BL)



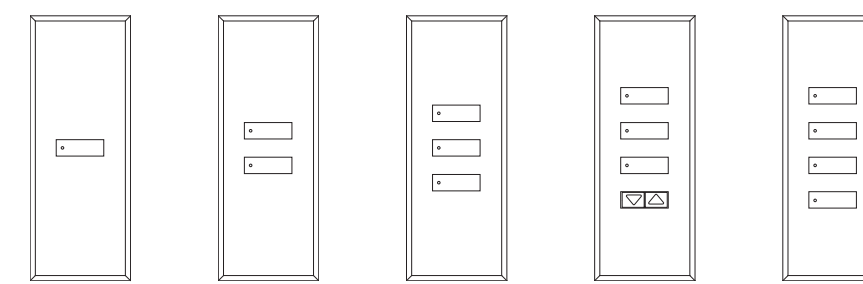
Backlit buttons  
White buttons (WH)

### Order Signature Series wallboxes

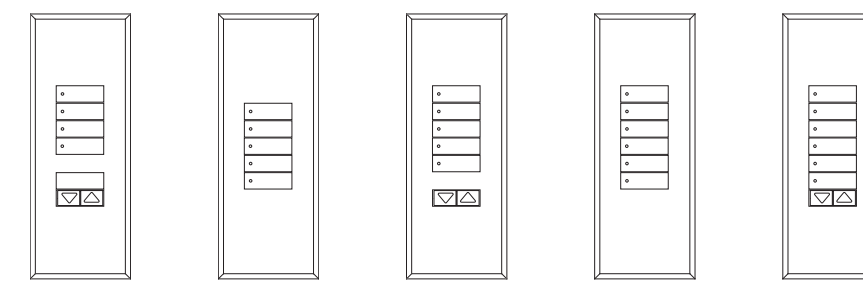
WBOX - SA1 - Q1 Signature Series wallbox



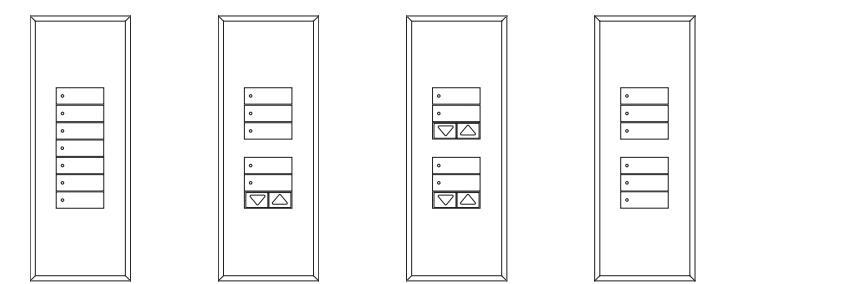
### Models



1B 2BS 3BS 3BSRL 4BS



4S 5B 5BRL 6B 6BRL



7B 1RLD 2RLD 3BD

### Architectural matte metal finishes



**White (WH)**  
White buttons  
Backlit buttons

### Architectural metal finishes with black buttons and backlit text



**Bright Chrome (BC)** **Satin Chrome (SC)** **Bright Brass (BB)** **Satin Brass (SB)** **Antique Brass (QB)** **Antique Bronze (QZ)**



**Bright Nickel (BN)** **Satin Nickel (SN)** **Black Anodized Aluminum (BLA)** **Brass Anodized Aluminum (BRA)** **Clear Anodized Aluminum (CLA)**

### Special note on Signature Series:

Signature Series keypads are designed to be installed alone in a Signature Series wallbox (sold separately).

Color samples shown are representations only. See product samples for exact finishes.





Architrave™



# Architrave™

## 1 Order base unit

HQWA - \_\_\_\_\_ - \_\_\_\_\_ - \_\_\_\_\_ (Architrave wired base unit with button kit)  
model width color

- Model available in 5-button raise/lower (KP5) or 7-button (KP7).
- Width options include door narrow (DN) and door wide (DW).
- Color specifies button color, available in Black (BL) and White (WH).
- Unit ships with a temporary faceplate.



Example:  
HQWA-KP7-DW-BL  
and temporary faceplate

## 2 Order engraved faceplate

AR - \_\_\_\_\_ - \_\_\_\_\_ - \_\_\_\_\_ - E (Architrave engraved faceplate)  
model width color

- Model available in 5-button raise/lower (M4) or 7-button (M16).
- Width options include door narrow (DN) and door wide (DW).
- Faceplates available in matte White (WH) and metal finishes.
- Utilize the Engraving Manager in the HomeWorks® QS software to specify and order your engraving.



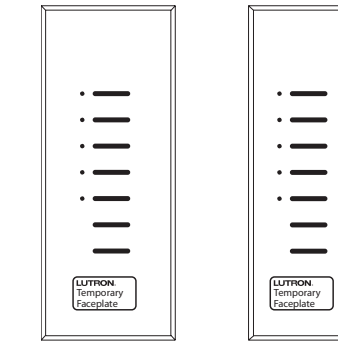
Example:  
AR-M16-DW-BB-E

## 3 Order Architrave wallboxes

- 241399 Architrave wallbox



### Base unit models and widths




KP5-DW




KP5-DN

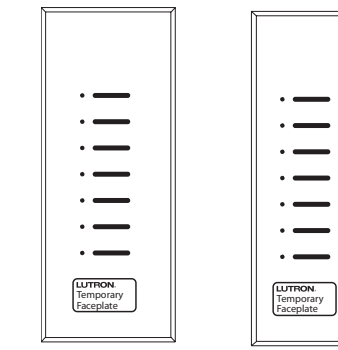
### Faceplate models and widths



M4-DW



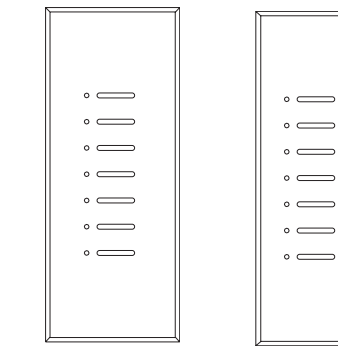
M4-DN



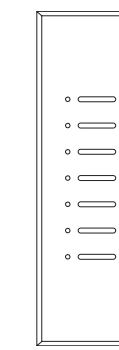
KP7-DW



KP7-DN



M16-DW



M16-DN

### Architectural matte metal finishes



White (WH)

### Architectural metal finishes with black buttons



Bright Chrome (BC)



Satin Chrome (SC)



Bright Brass (BB)



Satin Brass (SB)



Antique Brass (QB)



Antique Bronze (QZ)



Bright Nickel (BN)



Satin Nickel (SN)



Black Anodized Aluminum (BLA)



Brass Anodized Aluminum (BRA)



Clear Anodized Aluminum (CLA)

Color samples shown are representations only. See product samples for exact finishes.



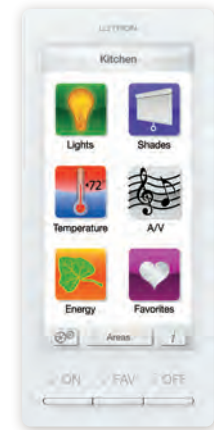
# Dynamic Keypad

## 1 Order control

HQ – J – DK420 - \_\_\_\_\_ (RF and wired)  
color

HQ – W – DK420 - \_\_\_\_\_ (wired)  
color

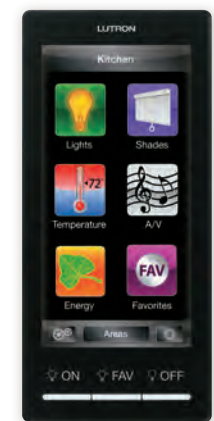
- Custom mounting plate shipped with unit.
- Available in White (WH) and Black (BL).
- Engraving is programmed into keypad.



Example:  
HQ-W-DK420-WH

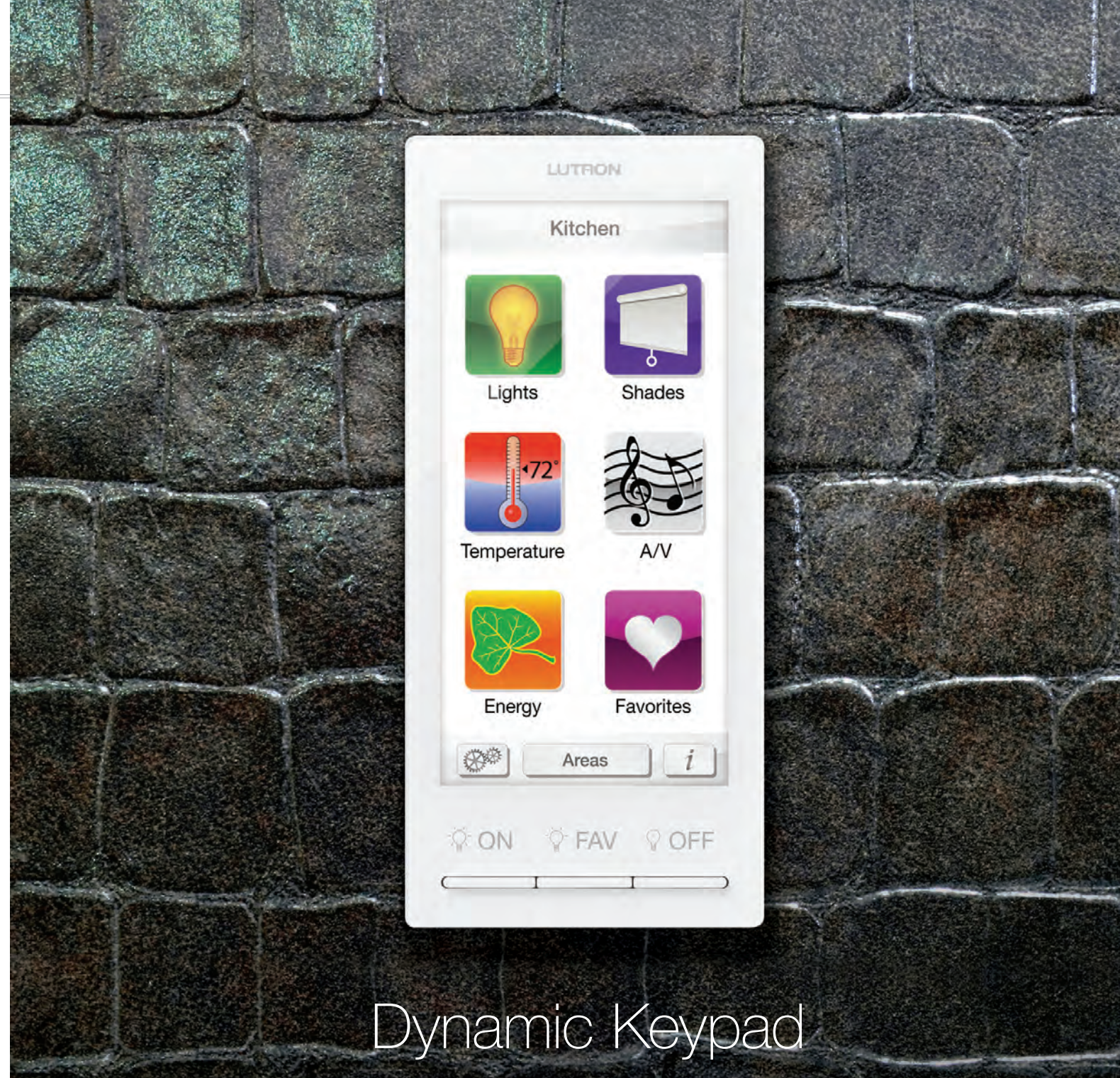
## 2 Button types and programming options

- A single point of control for multiple systems including lights, shades/draperies, A/V and HVAC equipment.
- On-screen button labeling/text is configured through the HomeWorks® QS software during system programming.
- Features three programmable hard buttons for instant access to frequently used lighting functions.



Example:  
HQ-W-DK420-BL

Dynamic Keypad







## Custom controls

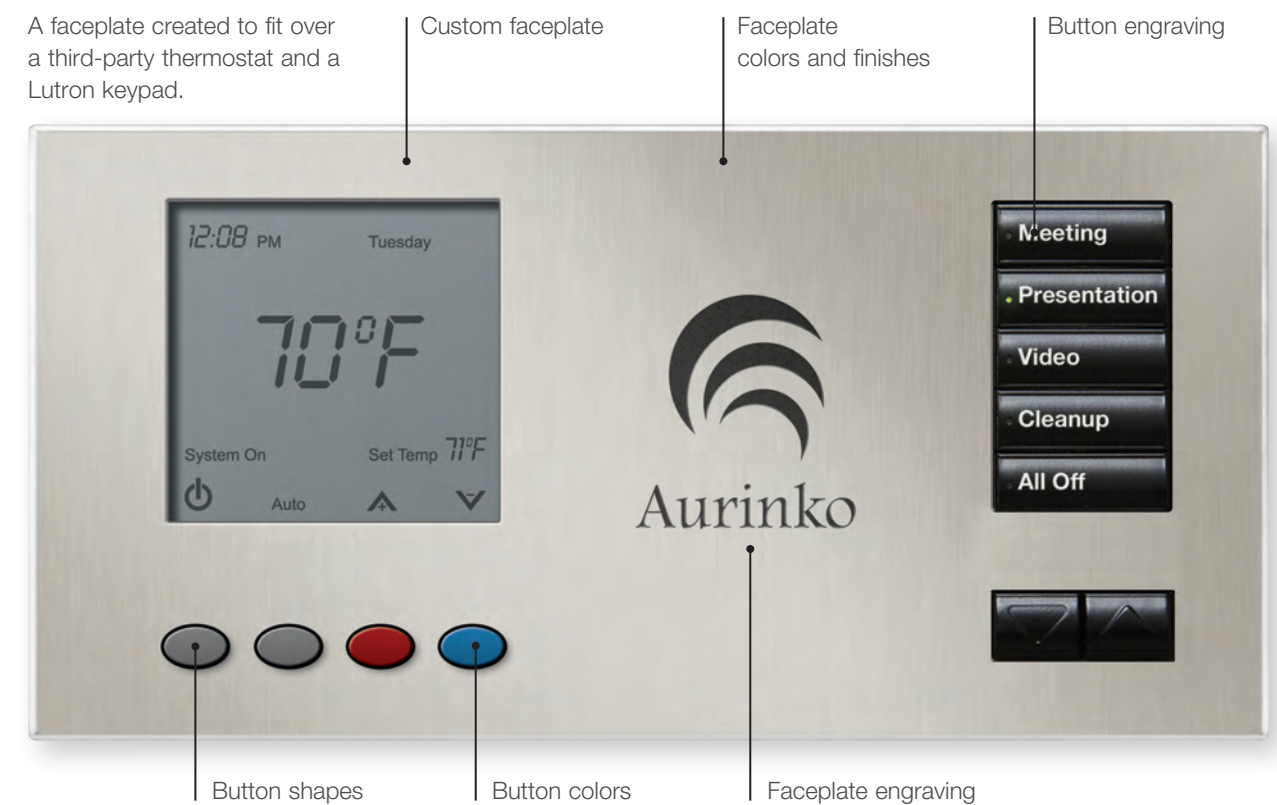
## Controls that perfectly match your design

Lutron controls have always been well known for their beautiful aesthetic, intuitive nature, and variety of standard choices. We also understand that standard options do not always fit the bill. For projects that require specific design elements, or an exceptionally high degree of detail, we can help you create a unique control for each and every space:

- create exactly the right look for a space
- customize functionality to suit your client's needs
- enhance the interactive experience for occupants by providing unique, intuitive controls

### What can be customized?

A faceplate created to fit over a third-party thermostat and a Lutron keypad.



### Option 1: Choose an existing custom design

Review options at [www.lutron.com/CustomControls](http://www.lutron.com/CustomControls), then contact our customer service team for additional options. Consider customizing certain elements, such as color, finish, and engraving.

### Option 2: Create a new custom design

Send us a sketch or mark-up of an image of an existing Lutron control, then contact our customer service team to start a conversation. We will work with you on the design parameters and feasibility.





## Engraving options

## Add personalized engraving to any control

As a finishing touch, you can add custom engraving. Text, icons, and images are all possible.

### Icons and images

Our laser-engraving capabilities include the following icons in either dark gray or white text. These icons appear on engraving sheets as options for custom engraving\*.



### Fonts and languages

The engraved font can be changed from the standard Helvetica to nearly any font, including characters from any language.



Engraving available in dark gray or white text

### Engraving guidelines

For images and icons, files must be provided in .dxf or high-res .pdf format. In some cases, images and icons may need to be resized to fit appropriately on a button or faceplate.

For custom fonts, you can provide true-type font files or request a font by name.

\*Palladiom™ keypads support a limited set of engraving icons and languages. Review spec sheet at [www.lutron.com](http://www.lutron.com) for more details.

Opposite page: The base of this custom tabletop version of an international-style keypad was fabricated to match a customer-supplied wood sample.





Hallway	Foyer
Dining Room	Media Room
Kitchen	Office
Laundry	Bedroom



[www.lutron.com/homeworksq](http://www.lutron.com/homeworksq)

Lutron Electronics Co., Inc., 7200 Suter Road, Coopersburg, PA 18036-1299

World Headquarters 1.610.282.3800 | 24/7 Technical Support 1.800.523.9466 | Customer Service 1.888.LUTRON1 (1.888.588.7661)

© 10/2015 Lutron Electronics Co., Inc. | P/N 367-2434 REV C

